




Odyssey

2025-2026 Wellness Program

Download the Mobile App

Access your wellness program information, submit forms, and track your progress — all in one place. Connect with our wellness team and stay on top of your goals, right from the app.



Need Support or Have Questions?

For questions about your Wellness Program, including your status or deadlines, select Contact Us on the Portal homepage or in the Wellworks For You Mobile App.



Need Live Assistance?

Chat Live:
Monday to Friday 9:00 am ET to 5:00 pm ET

Our "Chat Live" feature will give you access to chat with one of our helpful representatives during our regular business hours to answer any questions and guide you on a path towards wellness.

Phone Support:
Monday to Friday 8:30 am ET to 7:00 pm ET

You can also call 800.425.4657 to reach the Wellness Team during our regular business hours.



REQUIREMENT

DEADLINE

1

Physician Results Form

Complete an annual physical exam with your physician between OCTOBER 1, 2025 and SEPTEMBER 30, 2026. Take this packet with you to your appointment and have your doctor complete and sign the Physician Results Form. It is the participant's responsibility to return the form as part of the completed packet by SEPTEMBER 30, 2026.

- Have you already received your annual physical within the above timeframe? Take or send the Physician Results Form to your physician's office to have it signed and completed.

If you do not have a doctor, you can select a doctor within the Odyssey Logistics health benefit plan network. If you need assistance in finding a physician, please go to www.cigna.com. Little clinics and minute clinics do not qualify as Primary Care Visit completion.

SEPTEMBER 30, 2026

2

Submit Your Completed Form

For submission methods, please refer to page 4 of this guide.

PLEASE NOTE: Submission via Wellness Portal or Wellworks For You Mobile App, will result in an immediate confirmation that your form was received. Any other means of submission requires you to log into your Wellness Portal or Wellworks For You Mobile App to confirm your form was processed.

SEPTEMBER 30, 2026



Eligibility

Medically enrolled employees can complete steps 1-2 above by SEPTEMBER 30, 2026 to earn DISCOUNTED MEDICAL PREMIUMS EFFECTIVE JANUARY 1, 2027.

IMPORTANT! New Hire Requirements


- If you are hired before JULY 1, 2026, you must complete the requirements to earn the Wellness Rate.
- If you are hired on or after JULY 1, 2026, you will be automatically grandfathered into the Wellness Rate.



Log in to the Wellness Portal using one of the following methods.

Log in to the Wellness Portal using SSO

1. Visit myapps.odysseylogistics.com and sign in
2. Click on the My Wellness tile



Log in to the Wellness Portal via Username and Password

To track your participation, you must be registered under the Odyssey Logistics Portal. Follow the steps below to log in to your Wellworks For You account.

Your account has been created for you.

1. Go to www.wellworksforyoulogin.com
2. Select **Login**
3. Accept the terms of the Consent Form
4. Fill in the required information

	Employee
Username Format	Odyssey Logistics Work Email Address
Password Format	Birthdate in MMDDYYYY
Example	UN: sample@odysseylogistics.com PW: 10121987

Please Note:
Use the temporary password only for your first login—you'll be prompted to set a new one. If you've logged in before, use your existing password.

Retrieve Your Password or Username

FORGOT YOUR USERNAME OR PASSWORD?

1. Click the link **Forgot Username** or **Forgot Password**
2. Follow the instructions to retrieve your username or reset your password
3. If issues persist, please contact Wellworks For You at **800.425.4657**

In accordance with HIPAA confidentiality laws, your individual data is accessible only to you and the third-party vendor, Wellworks For You.



Instructions

Find all forms and documents, available to download in the Wellness Locker, accessible from the Portal menu or homepage. Complete and submit directly in the Portal or Mobile App.

AUTOMATIC PARTICIPATION VIA QR CODE:

Our new QR Code technology instantly allows providers to submit results in real-time via a secure QR Code link. *This is available for the Physician Results Form/Proof of Annual Physical Form only, at this time.*

AUTOMATICALLY

Mobile App

1. Log in to your **Wellworks For You Mobile App** and go to the **Wellness Locker**.
2. Select the **Physician Results Form** during your visit.
3. Choose **Complete Form Online** to access the secure QR Code link for your provider.
4. Upon submission, you will receive automatic participation credit.

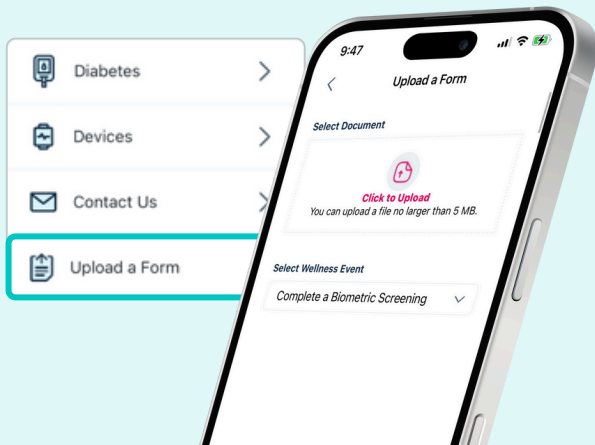
Wellness Portal

1. Log in to your **Wellness Portal** and go to the **Wellness Locker**.
2. Print the **Physician Results Form** and the QR Code page.
3. Have your provider scan the QR Code from your device to complete the submission.
4. You will receive automatic participation credit upon submission.

MANUALLY

Upload via Mobile App

Take a photo of your form using your smartphone and upload it via the mobile app. Go to the **Upload a Form** tab in the top left menu, select **Click to Upload**, and choose the relevant event from the Select Wellness Event dropdown. Users are limited to **one (1)** file per submission.



Upload to Portal

Click the **Upload a Form** tile from the homepage. Select the event title from the dropdown and upload your form to the portal. Users are limited to **one (1)** file per submission.



Please Note:

Wellworks For You requires 7–10 business days to process submitted forms and update your Wellness Portal. It is your responsibility to submit all required documents, and we recommend keeping a copy for your records.

QR Codes are unique to each participant and may not be shared.

If your provider doesn't have all required metrics during your appointment, you may use the paper form or ask them to submit it online once the metrics are available.